


TeacherFest

CONFERENCE APP GUIDE



1. Downloading the App:

In your app store (Apple, Android, Microsoft, Blackberry) search for the term **"TEACHERFEST"** and then click the download button.

2. Setting Up Your Account:

Click the **"LOGIN"** button at the top right of the App to register for the conference and use the app.



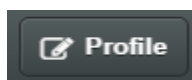
Enter your District email address and click **"Continue"**.

A screenshot of the app's login screen. At the top, there are two progress indicators: a white circle with the number "1" and a dark grey circle with the number "2". The text reads: "Enter your email address to log in and enhance the TeacherFest app experience:". Below this is a text input field with the placeholder "Your Email Address" and a "Continue" button at the bottom.

Enter your new password and click **"Create Account"**.

A screenshot of the app's "Create Account" screen. At the top, there is a checkmark icon in a dark grey circle and a white circle with the number "2". The text reads: "It seems like this is the first time you've logged in. Create a password below to get started:". Below this is the email address "user748@gmail.com" and a link "< Not you?". There is a "Create a password" label above a text input field with the placeholder "Your Password". A "Create Account" button is at the bottom.

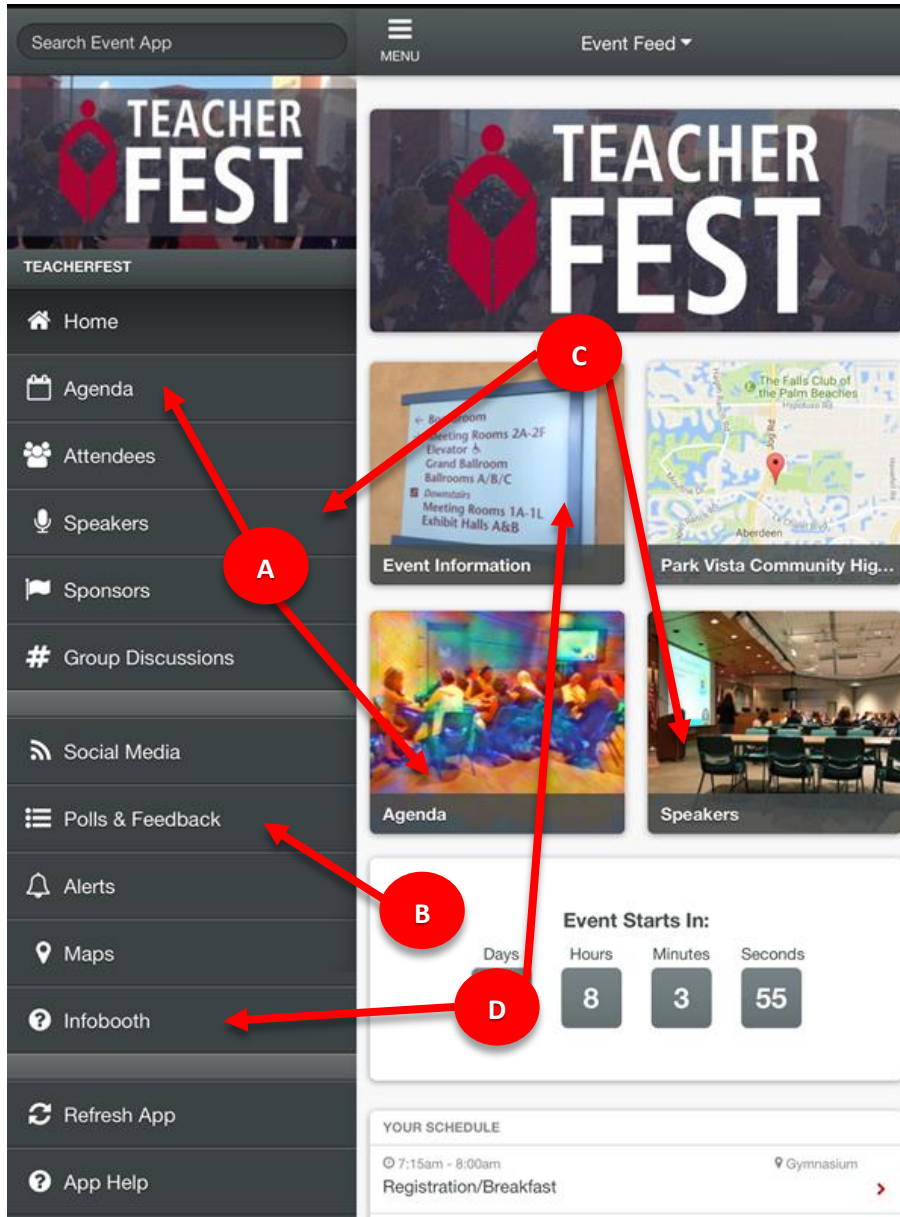
Click the **"Profile"** button at the top right to set up your profile for the conference.



Fill out all the information on the form and click the **"Save Your Profile"** button at the bottom.



3. Using the App:



- **A. Where do I find information about the sessions being offered at the conference?** Click either of the “Agenda” buttons to see a list of the sessions, times, and additional related information.
- **B. Where do I find the session and conference surveys?** Click the “Polls & Feedback” button to access the surveys and live polls.
- **C. Where do I find information about the speakers who are presenting at the conference?** Click either of the “Speakers” button to learn more about the presenters and their sessions.
- **D. Where can I find directions, wifi instructions, lunch, and information on parking?** Click either the “Infobooth” or “Event Information” buttons to get helpful information that will help enhance your conference experience such as directions, parking, and more.